



4 Bed
House - Detached
located in
Barnsley

Offers Over £315,000



LOGIC
REAL ESTATE

Ring Farm View
Cudworth
Barnsley
S72 8FT



4



2



1



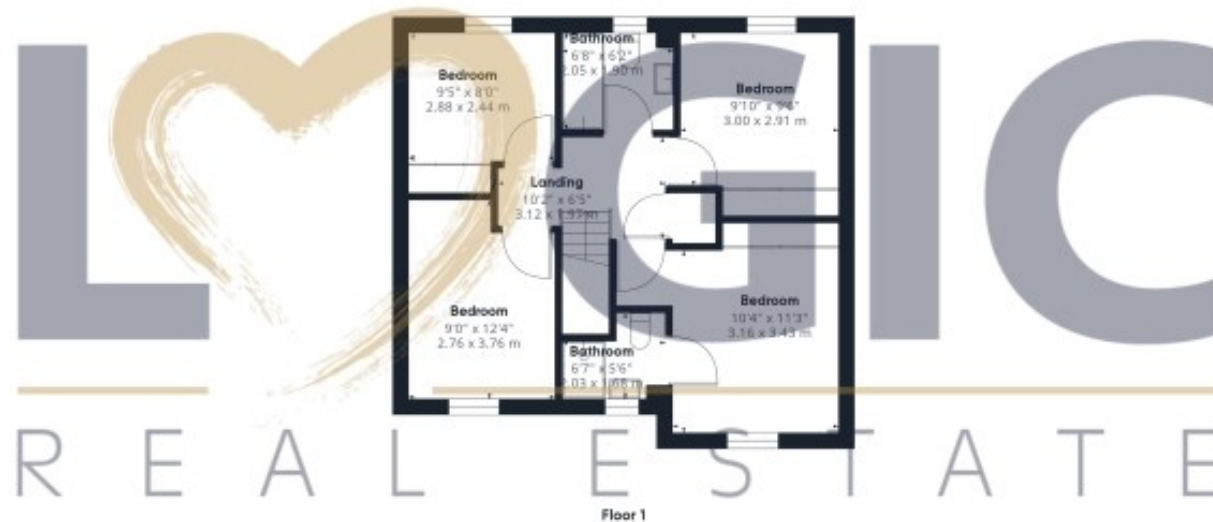
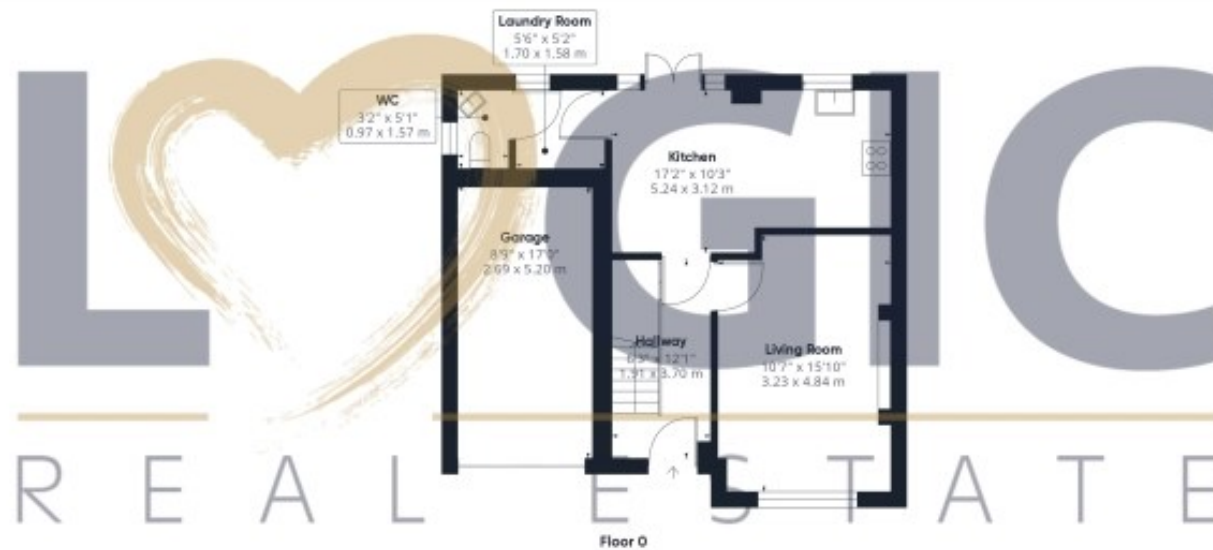
B

With NO ONWARD CHAIN!!!!!! ***** This stunning four bedroom detached home with fieldside views is not to be missed!

Logic Real Estate are delighted to welcome to the market this beautiful four-bedroom detached home in Barnsley which is situated in a highly sought-after cul-de-sac, offering stunning panoramic views of the surrounding fields. Presented to an exceptional standard, the property boasts a landscaped rear garden, ideal for outdoor entertaining and family gatherings. The interior is thoughtfully designed, featuring an ensuite bathroom, utility room, and a convenient downstairs toilet, making it perfect for a range of buyers, particularly families. With no onward chain, this property is ready to move into, and its location enhances its appeal. Close to a variety of shops, excellent schools, and with great commuter links, it offers the perfect combination of peaceful living and accessibility. This home is an outstanding opportunity for anyone looking to enjoy the best of Barnsley. Hallway Entrance door, Stairs to the first floor, laminate flooring, central heating radiator. Lounge Media wall, Gas central heating radiator and a Upvc double glazed window to the front elevation. Kitchen / Diner Wall and base units with complimentary worksurfaces over. integrated appliances include fridge freezer, dishwasher, electric hob and oven with extractor fan hood over, stainless steel sink unit with mixer tap, laminate flooring, gas central heating radiator, Upvc double glazed window to the rear elevation and double-glazed patio style doors to rear elevation allowing access to rear garden. Door to the Utility room. Utility Room Base units with worksurfaces over, plumbing for automatic washing machine and tumble dryer, laminate flooring and the central heating radiator. Door to the Wc. Downstairs WC Push flush WC, pedestal hand wash basin mixer tap, laminate flooring and Upvc double glazed window to the side elevation. Landing Built-in storage cupboard, loft access and a central heating radiator. Doors to all the bedrooms and family bathroom. Bedroom One Gas central heating radiator and fitted wardrobes, Upvc double glazed window to the front elevation. Ensuite Three-piece suite consisting of a walk-in shower, wash hand wash basin with mixer tap, push flush WC, laminate flooring, gas

central heating radiator, fitted extractor unit, partial tiling to walls with Upvc double glazed window to the front elevation. Bedroom Two Gas central heating radiator, Upvc double glazed window to the front elevation. Bedroom Three Fitted wardrobes, Gas central heating radiator and a Upvc double glazed window to the rear elevation. Bedroom Four Fitted wardrobes, gas central heating radiator and a Upvc double glazed window to the rear elevation. Bathroom Modern, three-piece suite in white consisting of a walk-in shower cubicle, toilet with low level flush, wash hand basin, chrome effect heated towel rail and upvc double glazed window to the rear elevation. Garden To The Front To the front of the property is a driveway providing off street parking. Up and over door to the garage. Garage With up and over door. Power and lighting. Garden to the Rear To the rear of the property there is an enclosed garden with decking and patio areas, a hot tub that is negotiable within the right price, also located in the rear garden you will find a summer house with a bar and electric. Garden tap and power sockets.





Approximate total area[®]
1174.13 ft²
109.08 m²

(1) Excluding balconies and terraces

While every attempt has been made to ensure accuracy, all measurements are approximate, not to scale. This floor plan is for illustrative purposes only.

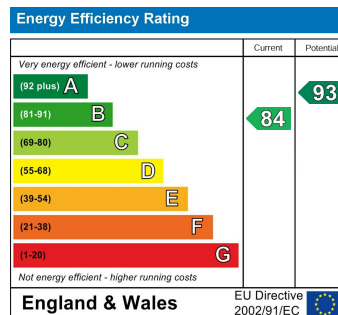
Calculations are based on RICS IPMS 3C standard.

GRAFFI 360

CONTACT

148 Southgate
Pontefract
West Yorkshire
WF8 1QT

E: info@logicrealestate.co.uk
T: 01977 700595



LOGIC
REAL ESTATE